

Guided Practice 8.2

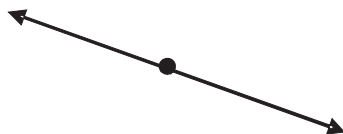
NAME _____

Module 8 Points, Lines, Angles, and Triangles
Lesson 2 Angle Classifications and Line Relationships

Set 1

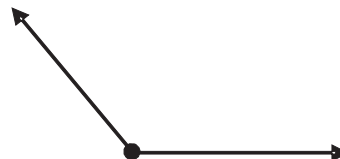
Classify the angle and estimate the angle's measure.

1



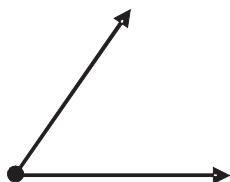
Straight angle:
180°

2



Obtuse:
About 135°

3

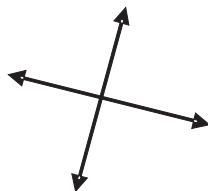


Acute:
About 60°

Set 2

Describe these lines.

1



Intersecting Perpendicular

2



Parallel

3



Intersecting

