

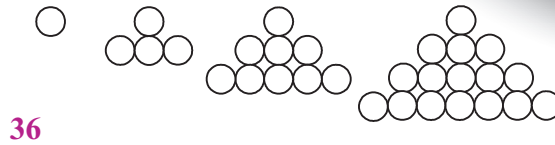
Additional Practice

11.5

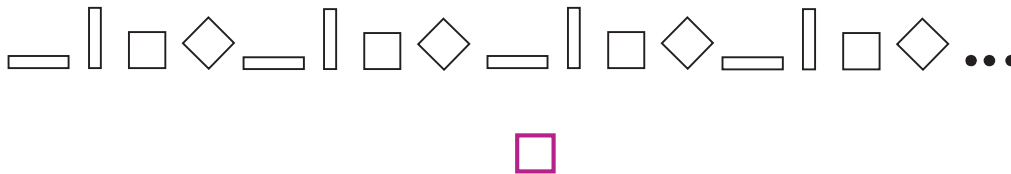
NAME _____

Module 11 Transformation of Shapes
Lesson 5 Tessellations

1. How many circles are in the sixth term of the sequence?



2. What is the 83rd term of the sequence?

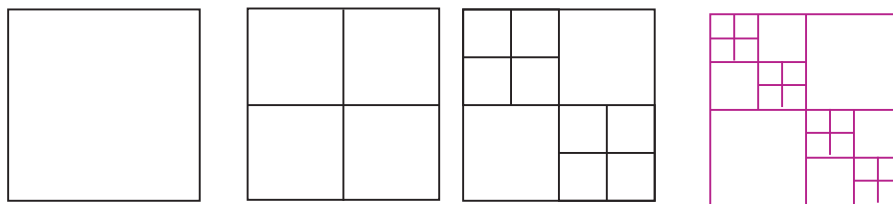


3. What letter is in the 157th position of the repeating pattern?

ROTATEROTATEROTATEROTATE...

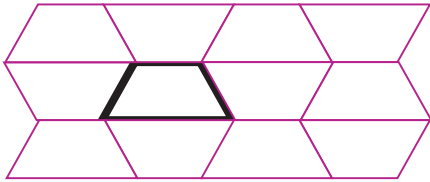
R

4. The first three terms of a self-similar pattern are shown. Draw the next term.

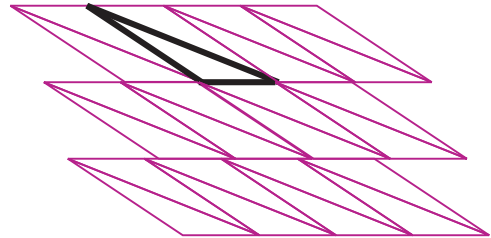


Use the figure to create a tessellation.

5.

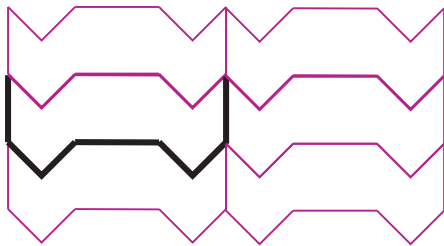


6.



A rectangle or hexagon is being modified into a tessellating shape. Draw the missing side. Then, copy and translate to create a tessellation.

7.



8.

