

# Guided Practice 13.3

NAME \_\_\_\_\_


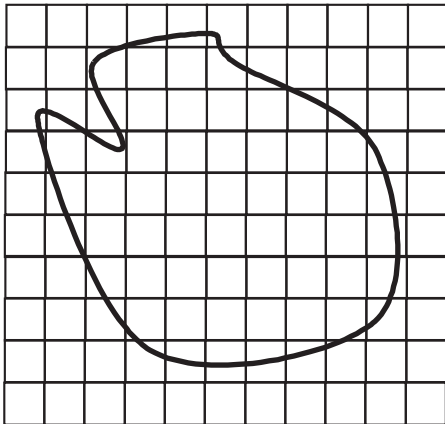
Module 13 Perimeter, Area, and Volume

Lesson 3 Area: Irregular Shapes

Set 1


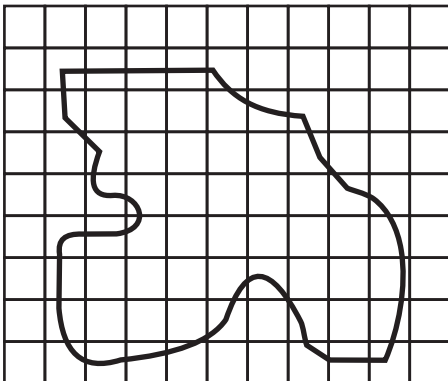
Estimate the area of the shape.

1



Each  $\square$  is  $1 \text{ mi}^2$ .

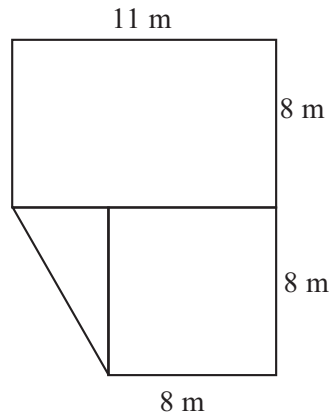
2



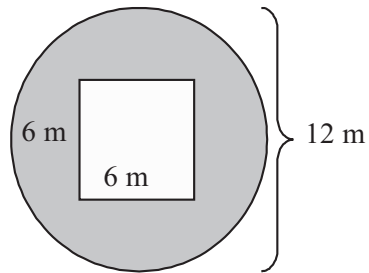
Each  $\square$  is  $1 \text{ km}^2$ .

Set 2

1 Find the area of the shape.



2 Estimate the gray area.



3 Find the area of the shape.

