

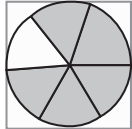
# Additional Practice

## 4.1

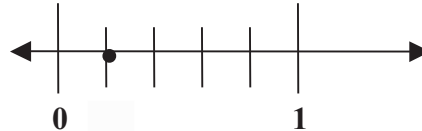
NAME \_\_\_\_\_

**Module 4** Fractions, Decimals, Percents, and Factors  
**Lesson 1** Concepts of Fractions, Ratios, and Percents


1. Name the fraction shown by the shaded region.



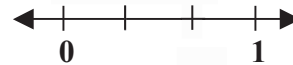

2. What fraction does the point on the number line represent?




3. Name the fraction of the hearts that is shaded.

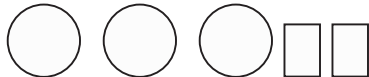



4. Locate the benchmark fraction on the number line:  $\frac{2}{3}$

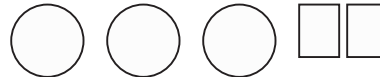



**Express each ratio in three ways.**

5. What is the ratio of circles to the entire group of shapes?




6. What is the ratio of rectangles to the entire group of shapes?



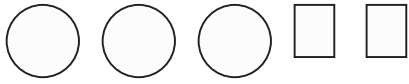

7. What is the ratio of moons to triangles?




8. What is the ratio of shaded stars to white stars?



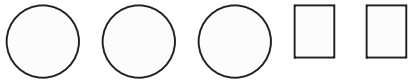
9. What is the ratio of rectangles to circles?




10. What is the ratio of shaded stars to the whole group of stars?





11. What is the ratio of circles to rectangles?





12. What is the ratio of moons to the entire group of shapes?




13. What fraction of the model is shaded?




14. What fraction of the model is shaded?

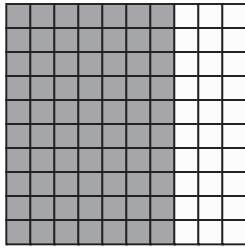


NAME \_\_\_\_\_

**Module 4**    **Fractions, Decimals, Percents, and Factors**  
**Lesson 1**    **Concepts of Fractions, Ratios, and Percents**


**Write the fraction of the model that is shaded, the ratio of shaded squares to total squares, and the percent of squares that is shaded.**

15.




\_\_\_\_\_

16.



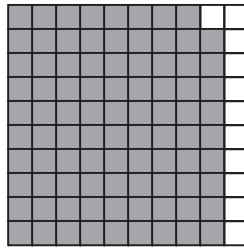
\_\_\_\_\_

17.



\_\_\_\_\_


18.



\_\_\_\_\_

**Write the ratio of shaded to total squares, the ratio of white squares to total squares, the ratio of shaded squares to white squares, and the ratio of white squares to shaded squares.**

19.



\_\_\_\_\_

20.

