

Additional Practice

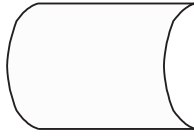
11.4

NAME _____

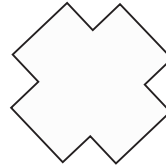
Module 11 Transformation of Shapes
Lesson 4 Symmetry

Draw all the lines of symmetry.

1.

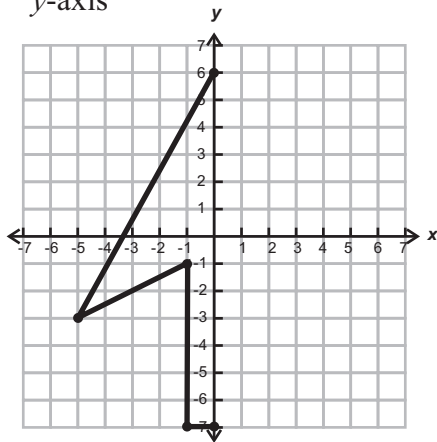


2.

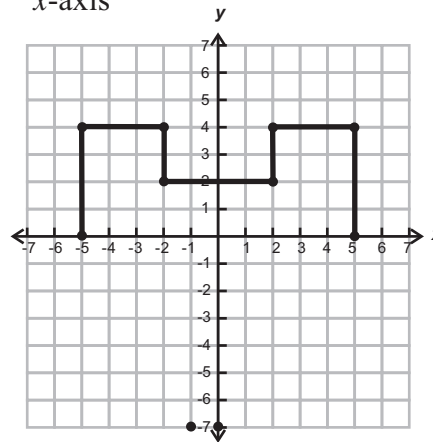


Complete the figure so it is symmetric about the given axis.

3. y -axis



4. x -axis



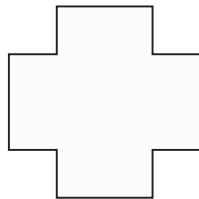
Complete the figure so it is symmetric about the given line.

5.



List all the angles of rotational symmetry. Then, name the order of the rotational symmetry. Last, tell if the figure has point symmetry.

6.



7.

